



February 4, 2025

BSE Limited
Corporate Relationship Department
1st Floor, New Trading Ring
Rotunda Bldg., P. J. Towers
Dalal Street, Fort
Mumbai – 400 001.
Scrip Code: 500400

National Stock Exchange of India Limited
Exchange Plaza, 5th Floor
Plot No. C/1, G Block
Bandra-Kurla Complex
Bandra (East)
Mumbai – 400 051.
Symbol: TATAPOWER

Dear Sir/Madam,

Outcome of the Board Meeting - February 4, 2025

In terms of Regulations 30, 33, 52 and 54 of the SEBI (Listing Obligations and Disclosure Requirements) Regulations, 2015, as amended, we forward herewith the Audited Standalone Financial Results along with the Auditor's Report and Unaudited Consolidated Financial Results along with Limited Review Report of the Company for the quarter and nine months ended December 31, 2024, which were approved and taken on record by the Board of Directors of the Company at its meeting held today.

The Board Meeting commenced at 2:00 p.m. (IST) and concluded at 3:40 p.m. (IST).

The Trading Window for the Company's shares was closed from Wednesday, December 25, 2024 and will open from Friday, February 7, 2025.

The above announcements are also being made available on the Company's website at www.tatapower.com.

This is for your information and record.

Yours Sincerely,
For The Tata Power Company Limited

VISPI
SAROSH
PATEL

Digitally signed by
VISPI SAROSH PATEL
Date: 2025.02.04
15:51:24 +05'30'

Vispi S. Patel
Company Secretary
FCS 7021

Encl: As above

TATA POWER

The Tata Power Company Limited

Registered Office: Bombay House, 24 Homi Mody Street, Mumbai 400 001

Tel: 91 22 6665 8282 Fax: 91 22 6665 8801

Website: www.tatapower.com Email: tatapower@tatapower.com CIN: L28920MH1919PLC000567



Independent Auditor's Review Report on the Quarterly and Year to Date Unaudited Consolidated Financial Results of the Company Pursuant to the Regulation 33 and 52 of the SEBI (Listing Obligations and Disclosure Requirements) Regulations, 2015, as amended

**Review Report to
The Board of Directors
The Tata Power Company Limited**

1. We have reviewed the accompanying Statement of Unaudited Consolidated Financial Results of The Tata Power Company Limited (the "Holding Company") and its subsidiaries (the Holding Company and its subsidiaries together referred to as "the Group"), its associates and joint ventures for the quarter ended December 31, 2024 and year to date from April 01, 2024 to December 31, 2024 (the "Statement") attached herewith, being submitted by the Holding Company pursuant to the requirements of Regulation 33 and 52 of the SEBI (Listing Obligations and Disclosure Requirements) Regulations, 2015, as amended (the "Listing Regulations").
2. The Holding Company's Management is responsible for the preparation of the Statement in accordance with the recognition and measurement principles laid down in Indian Accounting Standard 34, (Ind AS 34) "Interim Financial Reporting" prescribed under Section 133 of the Companies Act, 2013 as amended, read with relevant rules issued thereunder, including the relevant provisions of the Electricity Act, 2003 and the rules issued thereunder and other accounting principles generally accepted in India and in compliance with Regulation 33 and 52 of the Listing Regulations. The Statement has been approved by the Holding Company's Board of Directors. Our responsibility is to express a conclusion on the Statement based on our review.
3. We conducted our review of the Statement in accordance with the Standard on Review Engagements (SRE) 2410, "Review of Interim Financial Information Performed by the Independent Auditor of the Entity" issued by the Institute of Chartered Accountants of India. This standard requires that we plan and perform the review to obtain moderate assurance as to whether the Statement is free of material misstatement. A review of interim financial information consists of making inquiries, primarily of persons responsible for financial and accounting matters, and applying analytical and other review procedures. A review is substantially less in scope than an audit conducted in accordance with Standards on Auditing and consequently does not enable us to obtain assurance that we would become aware of all significant matters that might be identified in an audit. Accordingly, we do not express an audit opinion.

We also performed procedures in accordance with the Master Circular issued by the Securities and Exchange Board of India under Regulation 33(8) of the Listing Regulations, to the extent applicable.

4. The Statement includes the results of the following entities as per **Annexure 1**
5. Based on our review conducted and procedures performed as stated in paragraph 3 above and based on the consideration of the review / audit reports of other auditors referred to in paragraph 7 and 8 below, nothing has come to our attention that causes us to believe that the accompanying Statement, prepared in accordance with recognition and measurement principles laid down in the aforesaid Indian Accounting Standards ('Ind AS') specified under Section 133 of the Companies Act, 2013, as amended, read with relevant rules issued thereunder, including the relevant provisions of the Electricity Act, 2003 and the rules issued thereunder and other accounting principles generally accepted in India, has not disclosed the information required to be disclosed in terms of the Listing Regulations, including the manner in which it is to be disclosed, or that it contains any material misstatement.



6. The accompanying Statement includes the audited / unaudited interim financial results and other financial information, in respect of:

- 7 subsidiaries, whose audited / unaudited interim financial results and other audited/unaudited financial information include, total revenues of Rs. 2,465.33 crore and Rs. 9,380.99 crore, total net profit after tax of Rs. 90.59 crore and Rs. 627.56 crore, total comprehensive income of Rs. 91.39 crore and Rs. 627.39 crore, for the quarter ended December 31, 2024 and for the period from April 01, 2024 to December 31, 2024 respectively, as considered in the Statement which have been audited / reviewed by their respective independent auditors.
- 2 associates and 5 joint ventures, whose unaudited interim financial results and other unaudited financial information include Group's share of net profit of Rs. 115.42 crore and Rs. 489.92 crore and Group's share of total comprehensive income of Rs. 128.04 crore and Rs. 501.03 crore for the quarter ended December 31, 2024 and for the period from April 01, 2024 to December 31, 2024 respectively, as considered in the Statement which have been reviewed by their respective independent auditors.

The independent auditor's reports on interim financial results and other unaudited financial information of these entities have been furnished to us by the Management and our conclusion on the Statement, in so far as it relates to the amounts and disclosures in respect of these subsidiaries, joint ventures and associates is based solely on the report of such auditors and procedures performed by us as stated in paragraph 3 above.

7. Certain of these associates and joint ventures are located outside India whose financial results and other financial information have been prepared in accordance with accounting principles generally accepted in their respective countries and which have been audited by other auditors under generally accepted auditing standards applicable in their respective countries. The Holding Company's management has converted the financial results of such associates and joint ventures located outside India from accounting principles generally accepted in their respective countries to accounting principles generally accepted in India. We have reviewed these conversion adjustments made by the Holding Company's management. Our conclusion in so far as it relates to the balances and affairs of such associates and joint ventures located outside India is based on the report of other auditors and the conversion adjustments prepared by the management of the Holding Company and reviewed by us.

8. The accompanying Statement includes unaudited interim financial results and other unaudited financial information in respect of:

- 42 subsidiaries, whose interim financial results and other financial information reflect, total revenues of Rs. 103.11 crore and Rs. 149.01 crore, total net profit after tax of Rs. 6.50 crore and Rs. 4.33 crore, total comprehensive income of Rs. 6.50 crore and Rs. 4.33 crore, for the quarter ended December 31, 2024 and for the period from April 01, 2024 to December 31, 2024 respectively.
- 3 associates and 7 joint ventures, whose interim financial results includes the Group's share of net loss of Rs. 0.07 crore and Rs. 0.10 crore and Group's share of total comprehensive loss of Rs. 0.07 crore and Rs. 0.10 crore for the quarter ended December 31, 2024 and for the period from April 01, 2024 to December 31, 2024 respectively.



SRBC & COLLP

Chartered Accountants

The Tata Power Company Limited

Page 3 of 6


The unaudited interim financial results and other unaudited financial information of the these subsidiaries, joint ventures, and associates have not been reviewed by their auditors and have been approved and furnished to us by the Management and our conclusion on the Statement, in so far as it relates to the affairs of these subsidiaries, joint ventures and associates, is based solely on such unaudited interim financial results and other unaudited financial information. According to the information and explanations given to us by the Management, these interim financial results are not material to the Group.

Our conclusion on the Statement in respect of matters stated in para 6, 7 and 8 above is not modified with respect to our reliance on the work done and the reports of the other auditors and the financial results certified by the Management.

For SRBC & CO LLP

Chartered Accountants

ICAI Firm registration number: 324982E/E300003



per Vikram Mehta

Partner

Membership No.: 105938

UDIN: 25105938BMMMTZ3730

Mumbai

February 04, 2025



SRBC & COLLP

Chartered Accountants

The Tata Power Company Limited

Page 4 of 6

Annexure – 1 to Auditor's Report

No	Name of Entities	Country of Incorporation
A	Subsidiaries (Direct)	
1	Tata Power Trading Company Limited	India
2	Nelco Limited	India
3	Maithon Power Limited	India
4	Tata Power Renewable Energy Limited	India
5	TP Renewable Microgrid Limited	India
6	Bhira Investments Limited	Singapore
7	Bhivpuri Investments Limited	Mauritius
8	Khopoli Investments Limited	Mauritius
9	Tata Power Delhi Distribution Limited	India
10	Tata Power Transmission Company Limited (formerly known as Tata Power Jamshedpur Distribution Limited)	India
11	Tata Power International Pte. Limited	Singapore
12	TP Ajmer Distribution Limited	India
13	TP Central Odisha Distribution Limited	India
14	TP Western Odisha Distribution Limited	India
15	TP Southern Odisha Distribution Limited	India
16	TP Northern Odisha Distribution Limited	India
17	TP Power Plus Limited	India
18	TP Bikaner III Neemrana II Transmission Limited	India
19	TP Jalpura Khurja Power Transmission Limited	India
20	Paradeep Transmission Limited	India
21	ERES-XXXIX Power Transmission Limited	India
B	Subsidiaries (Indirect)	
1	NDPL Infra Limited	India
2	Nivade Windfarms Limited	India
3	Poolavadi Windfarms Limited	India
4	Nelco Network Products Limited	India
5	Vagarai Windfarm Limited	India
6	Tata Power EV Charging Solutions Limited (formerly known as TP Solapur Limited)	India
7	TP Kirnali Limited	India
9	Far Eastern Natural Resources LLC (liquidated with w.e.f. November 22, 2023)	Russia
10	Trust Energy Resources Pte. Limited	Singapore
11	TP Solar Limited	India
12	TP Nanded Limited	India
13	TP Green Nature Limited	India
14	TP Adhrit Solar Limited	India
15	TP Arya Saurya Limited	India
16	TP Saurya Bandita Limited	India
17	TP Ekadash Limited	India
18	TP Solapur Solar Limited	India
19	TP Akkalkot Renewable Limited	India
20	TP Kirnali Solar Limited	India



SRBC & COLLP

Chartered Accountants

The Tata Power Company Limited

Page 5 of 6

No	Name of Entities	Country of Incorporation
21	TP Saurya Limited	India
22	Supa Windfarms Limited	India
23	TP Roofurja Renewables Limited	India
24	TP Solapur Saurya Limited	India
25	Tata Power Green Energy Limited	India
26	TP Govardhan Creatives Limited	India
27	TP Narmada Solar Limited	India
28	TP Bhaskar Renewables Limited	India
29	TP Atharva Solar Limited	India
30	TP Viva Green Limited	India
31	TP Vardhman Surya Limited	India
32	TP Kaunteya Saurya Limited	India
33	TP Alpha Limited	India
34	TP Varun Limited	India
35	TP Mercury Limited	India
36	TP Saturn Limited	India
37	TP Agastaya Limited	India
38	TP Samaksh Limited	India
39	TP Surya Limited	India
40	TP Aboli Limited	India
41	TP Magnolia Limited	India
42	TP Gulmohar Limited	India
43	TP Cypress Limited	India
44	TP Orchid Limited	India
45	TP Godavari Solar Limited	India
46	TP Hrihaan Limited	India
47	TP Paarthav Limited	India
48	TP Vikas Limited	India
49	TP Aakash Limited	India
50	TP Marigold Limited	India
51	TP Parivart Limited	India
52	TP Adarsh Limited	India
C	Joint Ventures (Direct)	
1	Tubed Coal Mines Limited	India
2	Mandakini Coal Company Limited	India
3	Industrial Energy Limited	India
4	Powerlinks Transmission Limited	India
5	Dugar Hydro Power Limited	India
D	Joint Ventures (Indirect)	
1	PT Kaltim Prima Coal	Indonesia
2	IndoCoal Resources (Cayman) Limited	Cayman Islands
3	PT Indocoal Kaltim Resources	Indonesia
4	Candice Investments Pte. Limited	Singapore
5	PT Nusa Tambang Pratama	Indonesia



S R B C & C O L L P

Chartered Accountants

The Tata Power Company Limited

Page 6 of 6

No	Name of Entities	Country of Incorporation
6	PT Marvel Capital Indonesia	Indonesia
7	PT Dwikarya Prima Abadi	Indonesia
8	PT Kalimantan Prima Power	Indonesia
9	PT Baramulti Sukessarana Tbk	Indonesia
10	IndoCoal KPC Resources (Cayman) Limited (liquidated w.e.f on December 31, 2024)	Indonesia
11	Resurgent Power Ventures Pte Limited	Singapore
E	Associates (Direct)	
1	Tata Projects Limited	India
2	Dagachhu Hydro Power Corporation Limited	Bhutan
3	Yashmun Engineers Limited	India
4	Brihat Trading Private Limited	India
5	The Associated Building Company Limited	India
F	Associate (Indirect)	
1	Piscis Networks Private Limited	India



TATA POWER

The Tata Power Company Limited
Bombay House, 24 Horni Mody Street, Mumbai 400 001
CIN : L28920MH1919PLC000567

Tel: (91 22) 6665 8282 e-mail: tatapower@tatapower.com Website: www.tatapower.com

STATEMENT OF CONSOLIDATED FINANCIAL RESULTS FOR THE QUARTER AND NINE MONTHS ENDED 31ST DECEMBER, 2024

Particulars	Quarter ended			Nine months ended		Year ended
	31-Dec-24	30-Sep-24	31-Dec-23	31-Dec-24	31-Dec-23	31-Mar-24
	(Unaudited)	(Unaudited)	(Unaudited)	(Unaudited)	(Unaudited)	(Audited)
	(` crore)					
1 Income						
Revenue from Operations (Refer Note 2 and 3)	15,391.06	15,697.67	14,651.00	48,382.36	45,602.32	61,448.90
Other Income (Refer Note 3)	402.37	513.13	643.13	1,162.86	1,206.06	1,823.42
Total Income	15,793.43	16,210.80	15,294.13	49,545.22	46,808.38	63,272.32
2 Expenses						
Cost of Power Purchased	4,541.64	5,532.74	4,586.94	16,045.51	15,562.65	20,014.46
Cost of Fuel	3,417.76	2,871.69	3,568.46	10,198.12	10,615.47	14,130.47
Transmission Charges	296.28	323.06	260.01	973.80	847.74	1,168.89
Raw Material Consumed and Construction cost (Including Project Land and Sub-contracting cost)	1,450.34	522.04	1,661.18	3,023.42	3,668.73	5,439.86
Purchase of Finished Goods and Spares	7.39	7.79	5.65	20.73	26.47	39.89
Decrease/(Increase) in Stock-in-Trade and Work-in-Progress	(418.23)	33.54	(305.29)	(489.70)	(463.01)	(51.78)
Employee Benefits Expense (Refer Note 5)	1,057.94	1,040.72	981.55	3,112.28	2,951.59	4,036.09
Finance Costs	1,169.90	1,143.10	1,094.26	3,489.23	3,497.50	4,833.22
Depreciation and Amortisation Expenses	1,040.99	986.69	926.27	3,000.58	2,745.60	3,786.37
Other Expenses	1,685.34	1,621.09	1,475.08	4,813.93	3,940.68	5,887.39
Total Expenses	14,249.35	14,082.46	14,254.11	44,187.90	43,393.42	59,084.66
3 Profit/(Loss) Before Regulatory Deferral Balances, Exceptional Items, Tax and Share of Profit of Associates and Joint Ventures (1-2)	1,544.08	2,128.34	1,040.02	5,357.32	3,414.96	4,187.66
4 Movement in Regulatory Deferral Balances (Net)						
Add/(Less): Net Movement in Regulatory Deferral Balances	(257.83)	(697.18)	179.47	(1,683.91)	(342.92)	56.24
Add/(Less): Net Movement in Regulatory Deferral Balances in respect of earlier years	-	223.09	-	427.09	(27.73)	7.34
Add/(Less): Deferred Tax Recoverable/(Payable)	(15.74)	23.54	10.25	48.75	54.79	29.85
Total Movement in Regulatory Deferral Balances (Net)	(273.57)	(450.55)	189.72	(1,208.07)	(315.86)	93.43
5 Profit/(Loss) Before Exceptional Items, Tax and Share of Profit of Associates and Joint Ventures (3+4)	1,270.51	1,677.79	1,229.74	4,149.25	3,099.10	4,281.09
6 Share of Profit/(Loss) of Associates and Joint Ventures accounted for using the Equity Method	186.18	235.08	259.02	710.68	861.21	1,177.57
7 Profit/(Loss) Before Exceptional Items and Tax (5+6)	1,456.69	1,912.87	1,488.76	4,859.93	3,960.31	5,458.66
8 Add/(Less): Exceptional Items						
Gain on Dilution of Interest in an Associate	-	-	-	-	234.68	234.68
Provision towards stamp duty on merger	-	(140.00)	-	(140.00)	-	-
Impairment of Goodwill on acquisition	-	-	-	-	-	(100.85)
Profit on Sale of Subsidiaries and Joint ventures	-	-	-	-	-	139.53
Total Exceptional Items	-	(140.00)	-	(140.00)	234.68	273.36
9 Profit/(Loss) Before Tax (7+8)	1,456.69	1,772.87	1,488.76	4,719.93	4,194.99	5,732.02
10 Tax Expense/(Credit)						
Current Tax	186.93	116.87	185.77	484.70	539.88	871.47
Current Tax in respect of earlier period	(1.81)	(0.42)	0.51	(1.68)	(14.27)	(62.68)
Deferred Tax	80.29	263.73	248.55	464.28	514.56	725.95
Deferred Tax in respect of earlier period	3.74	-	(22.19)	3.74	(79.79)	(82.72)
Tax impact of merger for earlier years	-	299.61	-	299.61	-	-
Total Tax Expense/(Credit)	269.15	679.79	412.64	1,250.65	960.48	1,451.92
11 Net Profit/(Loss) for the Period (9-10)	1,187.54	1,093.08	1,076.12	3,469.28	3,234.51	4,280.10
12 Other Comprehensive Income/(Expenses) (Net of Tax)						
(i) Items that will not be reclassified to Profit or Loss						
Income/(Expense)	(58.88)	(29.78)	76.54	(102.64)	175.78	291.49
Tax relating to items of Income/(Expense)	5.35	7.33	0.22	18.00	3.31	16.82
Net Movement in Regulatory Deferral Balances	43.95	49.41	11.31	131.86	33.66	175.64
Share of Associates and Joint Ventures accounted for using the Equity Method	12.67	(6.88)	(0.71)	11.05	(0.14)	(10.56)
(ii) Items that will be reclassified to Profit or Loss						
Income/(Expense)	136.86	(2.14)	(7.99)	85.91	(31.08)	(31.28)
Tax relating to items of Income/(Expense)	(6.28)	8.50	6.00	12.30	19.32	22.36
Share of Associates and Joint Ventures accounted for using the Equity Method	11.52	26.63	19.63	37.50	48.79	39.40
Total Other Comprehensive Income/(Expenses) (Net of Tax)	145.19	55.17	105.00	193.98	249.64	503.87
13 Total Comprehensive Income/(Expenses) (11+12)	1,332.73	1,148.25	1,181.12	3,663.26	3,484.15	4,783.97
Profit/(Loss) for the Period attributable to:						
Equity holders of the Company	1,030.70	926.53	953.01	2,928.17	2,801.04	3,696.25
Non-controlling Interests	156.84	166.55	123.11	541.11	433.47	583.85
Others Comprehensive Income/(Expenses) attributable to:						
Equity holders of the Company	142.66	57.53	106.49	198.49	257.21	512.95
Non-controlling Interests	2.53	(2.36)	(1.49)	(4.51)	(7.57)	(9.08)
Total Comprehensive Income/(Expenses) attributable to:						
Equity holders of the Company	1,173.36	984.06	1,059.50	3,126.66	3,058.25	4,209.20
Non-controlling Interests	159.37	164.19	121.82	536.60	425.90	574.77
14 Paid-up equity share capital (Face Value: ₹ 1/- per share)	319.56	319.56	319.56	319.56	319.56	319.56
15 Other Equity						32,035.73
16 Earnings Per Equity Share (of ₹ 1/- each) (₹) (not annualised)						
(i) Before Net Movement in Regulatory Deferral Balances						
Basic	3.89	3.88	2.57	11.47	9.00	11.08
Diluted	3.89	3.68	2.57	11.46	9.00	11.08
(ii) After Net Movement in Regulatory Deferral Balances						
Basic	3.22	2.90	2.98	9.16	8.77	11.56
Diluted	3.22	2.90	2.98	9.15	8.77	11.56

SIGNED FOR IDENTIFICATION

BY

S R B C & CO LLP
MUMBAI



TATA POWER

The Tata Power Company Limited
Bombay House, 24 Homi Mody Street, Mumbai 400 001
CIN : L28920MH1919PLC000567

Tel: (91 22) 6665 8282 e-mail: tatapower@tatapower.com Website: www.tatapower.com

CONSOLIDATED SEGMENT INFORMATION

Particulars	Quarter ended			Nine months ended		Year ended
	31-Dec-24	30-Sep-24	31-Dec-23	31-Dec-24	31-Dec-23	31-Mar-24
	(Unaudited)	(Unaudited)	(Unaudited)	(Unaudited)	(Unaudited)	(Audited)
	₹ crore					
Segment Revenue and Net Movement in Regulatory Deferral Balances						
Generation (Refer Note 2 and 3)	4,924.91	4,309.24	4,958.44	14,450.83	14,758.36	19,613.61
Renewables	2,122.87	1,913.46	2,483.93	6,419.49	6,718.57	10,175.29
Transmission and Distribution	8,851.28	10,207.10	8,450.41	29,531.30	27,180.92	36,205.82
Others	107.42	112.57	109.29	323.77	317.72	430.62
	16,006.48	16,542.37	16,002.07	50,725.39	48,975.57	66,425.34
Less: Inter Segment Revenue						
Generation	(759.10)	(1,100.12)	(1,081.85)	(3,074.40)	(3,376.78)	(4,474.62)
Renewables	(124.69)	(188.49)	(80.94)	(459.94)	(315.12)	(407.24)
Others	(18.57)	(21.54)	(18.65)	(60.89)	(56.12)	(77.89)
Total Segment Revenue and Net Movement in Regulatory Deferral Balances #	15,104.12	15,232.22	14,820.63	47,130.16	45,227.55	61,465.59
Segment Results						
Generation (Refer Note 2 and 3)	1,044.44	1,066.13	860.03	3,033.56	2,947.01	3,649.07
Renewables	645.18	670.89	463.47	1,947.41	1,528.52	2,147.10
Transmission and Distribution	676.10	875.66	611.90	2,429.30	1,804.42	2,489.49
Others	(41.36)	(29.30)	37.56	(36.11)	73.16	132.22
Total Segment Results	2,324.36	2,583.38	1,972.96	7,374.16	6,353.11	8,417.88
Less: Finance Costs	(1,169.90)	(1,143.10)	(1,094.26)	(3,489.23)	(3,497.50)	(4,633.22)
Add/(Less): Exceptional Item - Renewables	-	(140.00)	-	(140.00)	-	(100.85)
Add/(Less): Exceptional Item - Unallocable	-	-	-	-	234.68	374.21
Add/(Less): Unallocable Income / (Expenses) (Net)	302.23	472.59	610.06	975.00	1,104.70	1,674.00
Profit/(Loss) Before Tax	1,456.69	1,772.87	1,488.76	4,719.93	4,194.99	5,732.02
Segment Assets						
Generation	39,334.60	39,163.65	40,810.46	39,334.60	40,810.46	39,315.88
Renewables	48,279.73	45,087.61	37,906.30	48,279.73	37,906.30	40,459.25
Transmission and Distribution	43,188.93	43,762.89	39,281.98	43,188.93	39,281.98	42,059.90
Others	1,632.03	1,723.03	1,638.32	1,632.03	1,638.32	1,716.14
Unallocable *	15,687.35	15,392.86	16,719.33	15,687.35	16,719.33	16,002.32
Total Assets	1,48,122.64	1,45,130.04	1,36,356.39	1,48,122.64	1,36,356.39	1,39,553.49
Segment Liabilities						
Generation	9,187.18	8,557.04	6,741.73	9,187.18	6,741.73	7,619.01
Renewables	6,351.79	5,791.65	7,668.41	6,351.79	7,668.41	8,029.60
Transmission and Distribution	26,196.63	26,712.94	24,653.06	26,196.63	24,653.06	26,436.43
Others	129.25	140.24	118.66	129.25	118.66	141.85
Unallocable *	65,248.07	64,015.30	60,156.61	65,248.07	60,156.61	58,993.83
Total Liabilities	1,07,112.92	1,05,217.17	99,338.47	1,07,112.92	99,338.47	1,01,220.72

Generation: Comprises of generation of power from hydroelectric sources and thermal sources (coal, gas and oil) from plants owned and operated under lease arrangement and related ancillary services. It also comprises of coal - mining, trading, shipping and related infra business.

Renewables: Comprises of generation of power from renewable energy sources i.e. wind and solar. It also comprises rooftop solar projects, electric vehicle charging stations, manufacturing of solar cell and module, EPC and maintenance services with respect to solar.

Transmission and Distribution: Comprises of transmission and distribution network, sale of power to retail customers through distribution network and related ancillary services. It also comprises of power trading business.

Others: Comprises of project management contracts/infrastructure management services, property under development, and satellite communication.

* Includes assets and related liabilities held for sale

The Operating Segments have been reported in a manner consistent with the internal reporting provided to the Chief Operating Decision Maker.

RECONCILIATION OF REVENUE AND TOTAL NET MOVEMENT IN REGULATORY DEFERRAL BALANCES

Particulars	Quarter ended			Nine months ended		Year ended
	31-Dec-24	30-Sep-24	31-Dec-23	31-Dec-24	31-Dec-23	31-Mar-24
	(Unaudited)	(Unaudited)	(Unaudited)	(Unaudited)	(Unaudited)	(Audited)
	₹ crore					
Revenue from Operations (Refer Note 2 and 3)	15,391.06	15,697.67	14,651.00	48,382.36	45,602.32	61,448.90
Add/(Less): Total Net Movement in Regulatory Deferral Balances	(273.57)	(450.55)	189.72	(1,208.07)	(315.86)	93.43
Add/(Less): Unallocable Revenue	(13.37)	(14.90)	(20.09)	(44.13)	(58.91)	(76.74)
Total Segment Revenue and Net Movement in Regulatory Deferral Balances as reported above	15,104.12	15,232.22	14,820.63	47,130.16	45,227.55	61,465.59

SIGNED FOR IDENTIFICATION
BY 
SRBC & CO LLP
MUMBAI



TATA POWER

The Tata Power Company Limited
Bombay House, 24 Homi Mody Street, Mumbai 400 001
CIN : L28920MH1919PLC000567

Tel: (91 22) 6665 8282 e-mail: tatapower@tatapower.com Website: www.tatapower.com

Additional information pursuant to Regulation 52(4) and Regulation 54 (2) of Securities and Exchange Board of India (Listing Obligations and Disclosure Requirements) Regulations, 2015, as amended as at and for the quarter and Nine months ended 31st December, 2024.

Sr. No	Particulars	Quarter ended			Nine months ended		Year ended
		31-Dec-24	30-Sep-24	31-Dec-23	31-Dec-24	31-Dec-23	31-Mar-24
		(Unaudited)	(Unaudited)	(Unaudited)	(Unaudited)	(Unaudited)	(Audited)
1	Debt Equity Ratio (in times) (Refer note a)	1.46	1.47	1.43	1.46	1.43	1.41
2	Debt Service Coverage Ratio (in times) (not annualised) (Refer Note b)	1.34	1.59	0.91	1.40	0.88	0.85
3	Interest Service Coverage Ratio (in times) (Refer Note c)	2.35	2.81	2.47	2.51	2.21	2.26
4	Current Ratio (in times) (Refer Note d)	0.73	0.74	0.75	0.73	0.75	0.78
5	Long Term Debt to Working Capital (in times) (Refer Note e)	(67.73)	(43.76)	(13.00)	(67.73)	(13.00)	(50.06)
6	Bad Debts to Accounts Receivable Ratio (%) (not annualised) (Refer Note f)	2.05%	1.68%	1.17%	5.69%	2.69%	6.63%
7	Current Liability Ratio (in times) (Refer Note g)	0.39	0.40	0.44	0.39	0.44	0.41
8	Total Debts to Total Assets Ratio (in times) (Refer Note h)	0.40	0.41	0.39	0.40	0.39	0.39
9	Debtors Turnover (in number of days) (Refer Note i)	73	77	78	71	70	68
10	Inventory Turnover (in number of days) (Refer Note j)	70	88	58	75	66	59
11	Operating Margin (%) (Refer Note k)	15%	17%	13%	15%	14%	13%
12	Net Profit after Tax (₹ crore)	1,187.54	1,093.08	1,076.12	3,469.28	3,234.51	4,280.10
13	Net Profit Margin (%) including exceptional item (Refer Note l)	8%	7%	7%	7%	7%	7%
14	Net Worth (₹ crore) (Refer Note m)	36,219.71	35,251.46	32,667.08	36,219.71	32,667.08	33,728.50
15	Capital Redemption Reserve (₹ crore)	514.47	514.47	514.47	514.47	514.47	514.47
16	Debenture Redemption Reserve (₹ crore)	199.89	363.81	363.81	199.89	363.81	363.81

Notes:

The following definitions have been considered for the purpose of computation of ratios and other information:

Sr.No	Ratios	Formulae
a)	Debt Equity Ratio	$\frac{\text{Total Debt}^{(1)}}{\text{Total Equity}^{(2)}}$
b)	Debt Service Coverage Ratio	$\frac{\text{Profit Before Exceptional items \& Tax + Interest Expenses + Depreciation \& Amortisation - Current Tax Expense}}{\text{Interest expense + Scheduled principal repayment of long-term debt and lease liabilities during the period}^{(3)}}$
c)	Interest Service Coverage Ratio	$\frac{\text{Profit Before Exceptional Items and Tax + Interest Expense}}{\text{Interest Expense}}$
d)	Current Ratio	$\frac{\text{Current Assets}^{(4)}}{\text{Current Liabilities}^{(5)}}$
e)	Long Term Debt to Working Capital	$\frac{\text{Long-Term Debt}^{(6)}}{\text{Working Capital}^{(7)}}$
f)	Bad Debts to Accounts Receivable Ratio	$\frac{\text{Bad Debts}^{(8)}}{\text{Average Trade Receivable}}$
g)	Current Liability Ratio	$\frac{\text{Current Liabilities}^{(5)}}{\text{Total Liabilities}^{(9)}}$
h)	Total Debts to Total Assets Ratio	$\frac{\text{Total Debt}^{(1)}}{\text{Total Assets}^{(10)}}$
i)	Debtors Turnover	$\frac{\text{Average Trade Receivable (including Regulatory Balances wherever applicable)} \times \text{number of days}}{\text{Revenue from Operations less Deferred Tax Recoverable/(Payable) wherever applicable}}$
j)	Inventory Turnover	$\frac{\text{Average Inventories except Property under Development} \times \text{number of days}}{\text{Cost of Goods Sold}^{(11)}}$
k)	Operating Margin (%)	$\frac{\text{Operating Profit (Profit Before Exceptional Items and Tax + Interest Expense - Other Income)}}{\text{Revenue + Net Movement in Regulatory Deferral Balances}}$
l)	Net Profit Margin including exceptional item (%)	$\frac{\text{Net Profit after Tax (including exceptional item)}}{\text{Revenue + Net Movement in Regulatory Deferral Balances}}$
m)	Net Worth has been computed on the basis as stated in Clause 2 of the Securities and Exchange Board of India (Listing Obligations and Disclosure Requirements) Regulations, 2015 i.e. Net worth as defined in sub-section (57) of section 2 of the Companies Act, 2013.	

(1) Total Debt: Long term borrowings (including current maturities of long term borrowings), lease liabilities (current and non current), short term borrowings and interest accrued on debts

(2) Total Equity : Issued share capital, other equity and non-controlling interest

(3) For the purpose of computation, scheduled principal repayment of long term borrowings does not include prepayments (including prepayment by exercise of call/put option).

(4) Current Assets as per balance sheet, assets classified as held for sale and current portion of regulatory assets

(5) Current Liabilities as per balance sheet, liabilities classified as held for sale and current portion of regulatory liabilities

(6) Long Term Debt : Long term borrowings (including current maturities of long term borrowings), lease liabilities (current and non current) and interest accrued on these debts

(7) Working Capital: Current assets - Current liabilities (excluding current maturities of long term debt, lease liability and interest accrued on borrowings)

(8) Bad debts include provision for doubtful debts

(9) Total Liabilities as per balance sheet, liabilities classified as held for sale and regulatory liabilities

(10) Total Assets as per balance sheet, assets classified as held for sale and regulatory assets

(11) Cost of Goods Sold: Cost of Fuel, Raw Material Consumed and Construction cost (Including Project Land and Sub-contracting cost), Purchase of Finished Goods and Spares, (increase)/decrease in Stock-in-Trade and Work in Progress

SIGNED FOR IDENTIFICATION

BY

S R B C & CO LLP
MUMBAI



NOTES TO THE CONSOLIDATED FINANCIAL RESULTS – Q3 FY25

1. The above consolidated financial results of The Tata Power Company Limited ("the Holding Company"), its subsidiaries (together referred to as "Group"), associates and joint ventures were reviewed by the Audit Committee and approved by the Board of Directors at its meeting held on 4th February, 2025.
2. The Holding Company is supplying power from the Mundra Power Plant based on the directions of Ministry of Power ("MoP") under Section 11 of the Electricity Act, 2003 since 16th April, 2023. Accordingly, the Holding Company has recognised revenue based on the Central Electricity Regulatory Commission ("CERC") Order dated 3rd January 2023. Further on 27th December, 2024 MoP has extended the term of said direction upto 28th February, 2025.
3. During the quarter, the Hon'ble Appellate Tribunal for Electricity (APTEL), vide its order dated 25th October, 2024 has allowed the Holding Company's appeal with respect to certain claims related to change in law for Mundra generating plant. Further, APTEL has issued directions to CERC to finalise the computation of the claim. The procurers have filed an appeal with the Honorable Supreme Court against the APTEL order. The Group believes it has a strong case on merits and accordingly pending finalisation of computation by CERC, Group has recorded the claim on provisional basis.
4. During the quarter, the Ministry of Power has issued Electricity Distribution (Accounts and Additional Disclosure) Rules, 2024 ('the Notification') in pursuance of section 176(1) and 176(2)(z) of the Electricity Act, 2003 read with second proviso to section 129 (1) of the Companies Act, 2013 which is applicable prospectively from the date of notification in the Official Gazette i.e 14th October, 2024. The Group is of the view, supported by opinion from an independent legal counsel, that provisions of the Notification has no impact on accounting followed by the Group in this regard.
5. During the quarter, the Holding Company has granted additional 35,26,090 (Thirty-five lakh twenty-six thousand ninety) employee stock options to the eligible employees of the Holding Company and its subsidiaries, at an exercise price of ₹ 425.40 (Four hundred twenty-five rupees and forty paise) per option exercisable into equivalent equity shares of ₹1 each subject to fulfilment of vesting conditions, under 'The Tata Power Company Limited - Employee Stock Option Plan 2023', as approved by shareholders of the Holding Company on 25th September, 2023.
6. The standalone audited financial results of the Holding Company are available for investors at www.tatapower.com, www.nseindia.com and www.bseindia.com.

For and on behalf of the Board of
THE TATA POWER COMPANY LIMITED


PRAVEER SINHA
CEO & Managing Director
DIN 01785164

Date: 4th February, 2025



Independent Auditor's Report on the Quarterly and Year to Date Audited Standalone Financial Results of the Company Pursuant to the Regulation 33 and 52 of the SEBI (Listing Obligations and Disclosure Requirements) Regulations, 2015 as amended

To
The Board of Directors of
The Tata Power Company Limited

Report on the audit of the Standalone Financial Results

Opinion

We have audited the accompanying statement of quarterly standalone financial results of The Tata Power Company Limited (the "Company"), for the quarter ended December 31, 2024 and the year to date results for the period from April 01, 2024 to December 31, 2024 (the "Statement"), attached herewith, being submitted by the Company pursuant to the requirement of Regulation 33 and 52 of the SEBI (Listing Obligations and Disclosure Requirements) Regulations, 2015, as amended (the "Listing Regulations").

In our opinion and to the best of our information and according to the explanations given to us, the Statement:

- i. is presented in accordance with the requirements of the Listing Regulations in this regard; and
- ii. gives a true and fair view in conformity with the recognition and measurement principles laid down in the applicable Indian Accounting Standards, including the relevant provisions of the Electricity Act, 2003 and the rules issued thereunder and other accounting principles generally accepted in India of the total comprehensive income (comprising of net profit and other comprehensive income) and other financial information of the Company for the quarter ended December 31, 2024 and year to date results for the period from April 01, 2024 to December 31, 2024.

Basis for Opinion

We conducted our audit in accordance with the Standards on Auditing (SAs) specified under section 143(10) of the Companies Act, 2013, as amended ("the Act"). Our responsibilities under those Standards are further described in the "Auditor's Responsibilities for the Audit of the Standalone Financial Results" section of our report. We are independent of the Company in accordance with the Code of Ethics issued by the Institute of Chartered Accountants of India together with the ethical requirements that are relevant to our audit of the financial results under the provisions of the Act and the Rules thereunder, and we have fulfilled our other ethical responsibilities in accordance with these requirements and the Code of Ethics. We believe that the audit evidence we have obtained is sufficient and appropriate to provide a basis for our opinion.

Management's Responsibilities for the Standalone Financial Results

These quarterly financial results as well as the year to date standalone financial results have been prepared on the basis of the interim condensed financial statements. The Company's Board of Directors are responsible for the preparation of the Statement that gives a true and fair view of the net profit and other comprehensive income of the Company and other financial information in accordance with the recognition and measurement principles laid down in Indian Accounting Standard 34 (Ind AS -34), 'Interim Financial Reporting' prescribed under Section 133 of the Act read with relevant rules issued thereunder, including the relevant provisions of the Electricity Act, 2003



and the rules issued thereunder and other accounting principles generally accepted in India and in compliance with Regulation 33 and 52 of the Listing Regulations. This responsibility also includes maintenance of adequate accounting records in accordance with the provisions of the Act for safeguarding of the assets of the Company and for preventing and detecting frauds and other irregularities; selection and application of appropriate accounting policies; making judgments and estimates that are reasonable and prudent; and the design, implementation and maintenance of adequate internal financial controls, that were operating effectively for ensuring the accuracy and completeness of the accounting records, relevant to the preparation and presentation of the Statement that give a true and fair view and are free from material misstatement, whether due to fraud or error.

In preparing the Statement, the Board of Directors are responsible for assessing the Company's ability to continue as a going concern, disclosing, as applicable, matters related to going concern and using the going concern basis of accounting unless the Board of Directors either intends to liquidate the Company or to cease operations, or has no realistic alternative but to do so.

The Board of Directors are also responsible for overseeing the Company's financial reporting process.

Auditor's Responsibilities for the Audit of the Standalone Financial Results

Our objectives are to obtain reasonable assurance about whether the Statement as a whole is free from material misstatement, whether due to fraud or error, and to issue an auditor's report that includes our opinion. Reasonable assurance is a high level of assurance but is not a guarantee that an audit conducted in accordance with SAs will always detect a material misstatement when it exists. Misstatements can arise from fraud or error and are considered material if, individually or in the aggregate, they could reasonably be expected to influence the economic decisions of users taken on the basis of the Statement.

As part of an audit in accordance with SAs, we exercise professional judgment and maintain professional skepticism throughout the audit. We also:

- Identify and assess the risks of material misstatement of the Statement, whether due to fraud or error, design and perform audit procedures responsive to those risks, and obtain audit evidence that is sufficient and appropriate to provide a basis for our opinion. The risk of not detecting a material misstatement resulting from fraud is higher than for one resulting from error, as fraud may involve collusion, forgery, intentional omissions, misrepresentations, or the override of internal control.
- Obtain an understanding of internal control relevant to the audit in order to design audit procedures that are appropriate in the circumstances but not for the purpose of expressing an opinion on the operating effectiveness of the company's internal control.
- Evaluate the appropriateness of accounting policies used and the reasonableness of accounting estimates and related disclosures made by the Board of Directors.
- Conclude on the appropriateness of the Board of Directors' use of the going concern basis of accounting and, based on the audit evidence obtained, whether a material uncertainty exists related to events or conditions that may cast significant doubt on the Company's ability to continue as a going concern. If we conclude that a material uncertainty exists, we are required to draw attention in our auditor's report to the related disclosures in the financial results or, if such disclosures are inadequate, to modify our opinion. Our conclusions are based on the audit evidence obtained up to the date of our auditor's report. However, future events or conditions may cause the Company to cease to continue as a going concern.
- Evaluate the overall presentation, structure and content of the Statement, including the disclosures, and whether the Statement represents the underlying transactions and events in a manner that achieves fair presentation.



SRBC & COLLP


Chartered Accountants

The Tata Power Company Limited
Page 3 of 3

We communicate with those charged with governance regarding, among other matters, the planned scope and timing of the audit and significant audit findings, including any significant deficiencies in internal control that we identify during our audit.

We also provide those charged with governance with a statement that we have complied with relevant ethical requirements regarding independence, and to communicate with them all relationships and other matters that may reasonably be thought to bear on our independence, and where applicable, related safeguards.

For SRBC & CO LLP
Chartered Accountants
ICAI Firm Registration Number: 324982E/E300003


per Vikram Mehta
Partner
Membership No.: 105938
UDIN: 25105938BMMMTY9856
Mumbai
February 04, 2025





The Tata Power Company Limited
Bombay House, 24 Homi Mody Street, Mumbai 400 001
CIN : L28920MH1919PLC000567

Tel: (91 22) 6665 8282 e-mail: tatapower@tatapower.com Website: www.tatapower.com

STATEMENT OF STANDALONE AUDITED FINANCIAL RESULTS FOR THE QUARTER AND NINE MONTHS ENDED 31ST DECEMBER, 2024

Particulars	Quarter ended			Nine months ended		Year ended
	31-Dec-24	30-Sep-24	31-Dec-23	31-Dec-24	31-Dec-23	31-Mar-24
	(Audited)	(Audited)	(Audited)	(Audited)	(Audited)	(Audited)
	₹ in crore					
1. Income						
Revenue from Operations (Refer Note 2 and 3)	5,731.00	4,889.44	4,926.24	16,394.56	15,132.79	20,093.36
Other Income (Refer Note 3)	708.84	808.15	469.26	2,281.96	1,147.11	1,852.39
Total Income	6,439.84	5,697.59	5,395.50	18,676.52	16,279.90	21,945.75
2. Expenses						
Cost of Power Purchased	414.76	348.05	354.79	1,169.61	1,066.22	1,308.09
Cost of Fuel	3,122.01	2,407.36	3,074.01	8,964.22	9,281.06	12,285.31
Transmission Charges	107.48	108.40	70.70	328.81	209.21	335.26
Raw Material Consumed and Construction cost	34.59	42.07	16.91	79.93	16.91	147.26
Employee Benefits Expense (net) (Refer Note 5)	196.08	199.30	183.88	561.73	558.36	794.71
Finance Costs	511.60	525.49	533.32	1,585.87	1,718.68	2,257.45
Depreciation and Amortisation Expenses	306.17	292.82	284.32	896.86	880.85	1,188.46
Other Expenses	365.99	319.17	329.18	1,022.51	854.57	1,322.10
Total Expenses	5,058.68	4,242.66	4,847.11	14,607.54	14,565.86	19,638.64
3. Profit/(Loss) Before Movement in Regulatory Deferral Balances and Tax (1-2)	1,381.16	1,454.93	548.39	4,068.98	1,714.04	2,307.11
4. Net Movement in Regulatory Deferral Balances						
Add / (Less): Net Movement in Regulatory Deferral Balances	(320.00)	(258.00)	136.00	(857.00)	29.00	204.00
Add / (Less): Net Movement in Regulatory Deferral Balances in respect of earlier years	-	-	-	-	-	6.77
Add / (Less): Deferred Tax Recoverable/(Payable)	(1.87)	(1.60)	0.85	(5.52)	2.57	(6.78)
Total Net Movement in Regulatory Deferral Balances	(321.87)	(259.60)	136.85	(862.52)	31.57	203.99
5. Profit/(Loss) Before Tax (3+4)	1,059.29	1,195.33	685.24	3,206.46	1,745.61	2,511.10
6. Tax Expense/(Credit)						
Current Tax	-	-	-	-	-	-
Current Tax relating to earlier period	-	-	(22.07)	-	(39.83)	(93.11)
Deferred Tax	81.37	186.72	180.23	482.89	457.35	430.01
Deferred Tax relating to earlier period	-	-	-	-	(55.66)	(55.66)
Total Tax Expense/(Credit)	81.37	186.72	158.16	482.89	361.86	281.24
7. Net Profit/(Loss) for the Period (5-6)	977.92	1,008.61	527.08	2,723.57	1,383.75	2,229.86
8. Other Comprehensive Income/(Expenses)						
Items that will not be reclassified to Profit or Loss	(8.46)	25.85	89.32	48.36	213.31	493.53
Tax relating to items that will not be reclassified to Profit or Loss	-	1.95	-	1.95	2.07	(4.55)
Total Other Comprehensive Income/(Expenses) (Net of Tax)	(8.46)	27.80	89.32	50.31	215.38	488.98
9. Total Comprehensive Income/(Expenses) (7+8)	969.46	1,036.41	616.40	2,773.88	1,599.13	2,718.84
10. Paid-up Equity Share Capital (Face Value: ₹ 1/- per share)	319.56	319.56	319.56	319.56	319.56	319.56
11. Other Equity						15,468.10
12. Earnings Per Equity Share (of ₹ 1/- each) (₹) (not annualised)						
(i) Before Net Movement in Regulatory Deferral Balances						
Basic	3.81	3.76	1.33	10.53	4.25	6.49
Diluted	3.81	3.76	1.33	10.53	4.25	6.49
(ii) After Net Movement in Regulatory Deferral Balances						
Basic	3.06	3.16	1.65	8.52	4.33	6.97
Diluted	3.06	3.15	1.65	8.51	4.33	6.97

SIGNED FOR IDENTIFICATION

BY

SRBC & CO LLP
MUMBAI





The Tata Power Company Limited
Bombay House, 24 Horni Mody Street, Mumbai 400 001
CIN : L28920MH1919PLC000567

Tel: (91 22) 6665 8282 e-mail: tatapower@tatapower.com Website: www.tatapower.com

AUDITED STANDALONE SEGMENT INFORMATION

Particulars	Quarter ended			Nine months ended		Year ended
	31-Dec-24	30-Sep-24	31-Dec-23	31-Dec-24	31-Dec-23	31-Mar-24
	(Audited)	(Audited)	(Audited)	(Audited)	(Audited)	(Audited)
	(₹ in crore)					
Segment Revenue and Net Movement in Regulatory Deferral Balances						
Generation (Refer Note 2 and 3)	4,283.44	3,526.38	4,077.35	12,202.85	12,278.97	16,224.74
Transmission and Distribution	1,358.84	1,555.94	1,422.22	4,510.01	4,297.54	5,909.41
Others	6.52	6.37	5.91	19.39	17.50	25.42
	5,648.80	5,088.69	5,505.48	16,732.25	16,594.01	22,159.57
(Less): Inter Segment Revenue - Generation	(271.57)	(495.40)	(480.92)	(1,305.20)	(1,544.13)	(2,015.89)
Total Segment Revenue and Net Movement in Regulatory Deferral Balances (#)	5,377.23	4,593.29	5,024.56	15,427.05	15,049.88	20,143.68
Segment Results						
Generation (Refer Note 2 and 3)	637.66	633.04	469.34	1,728.58	1,513.48	1,798.25
Transmission and Distribution	275.08	290.56	282.45	866.77	807.66	1,140.92
Others	1.72	1.07	0.69	3.59	1.83	4.25
Total Segment Results	914.46	924.67	752.48	2,598.94	2,322.97	2,943.42
(Less): Finance Costs	(511.60)	(525.49)	(533.32)	(1,585.87)	(1,718.68)	(2,257.45)
Add/(Less): Unallocable Income/(Expense) (Net)	656.43	796.15	466.08	2,193.39	1,141.32	1,825.13
Profit/(Loss) Before Tax	1,059.29	1,195.33	685.24	3,206.46	1,745.61	2,511.10
Segment Assets						
Generation	23,576.24	23,359.25	23,397.48	23,576.24	23,397.48	23,460.86
Transmission and Distribution	10,611.73	10,889.68	10,232.65	10,611.73	10,232.65	10,899.87
Others	567.85	558.89	443.07	567.85	443.07	489.95
Unallocable *	16,674.63	15,665.61	14,527.58	16,674.63	14,527.58	15,638.27
Total Assets	51,430.45	50,473.43	48,600.78	51,430.45	48,600.78	50,488.95
Segment Liabilities						
Generation	8,824.31	8,247.58	6,272.25	8,824.31	6,272.25	7,186.17
Transmission and Distribution	1,739.53	1,742.71	1,647.40	1,739.53	1,647.40	1,962.43
Others	20.44	31.28	15.12	20.44	15.12	37.07
Unallocable *	22,906.13	23,489.23	26,002.93	22,906.13	26,002.93	25,515.62
Total Liabilities	33,490.41	33,510.80	33,937.70	33,490.41	33,937.70	34,701.29

Generation: Comprises of generation of power from hydroelectric sources and thermal sources (coal, gas and oil) from plants owned and operated under lease arrangement and related ancillary services.

Transmission and Distribution: Comprises of transmission and distribution network, sale of power to retail customers through distribution network and related ancillary services.

Others: Comprises of project management contracts/infrastructure management services and property development.

* Includes assets and liabilities considered as held for sale.

The Operating Segments have been reported in a manner consistent with the internal reporting provided to the Chief Operating Decision Maker.

RECONCILIATION OF REVENUE AND NET MOVEMENT IN REGULATORY DEFERRAL BALANCES

Particulars	Quarter ended			Nine months ended		Year ended
	31-Dec-24	30-Sep-24	31-Dec-23	31-Dec-24	31-Dec-23	31-Mar-24
	(Audited)	(Audited)	(Audited)	(Audited)	(Audited)	(Audited)
	(₹ in crore)					
Revenue from Operations (Refer Note 2 and 3)	5,731.00	4,889.44	4,926.24	16,394.56	15,132.79	20,093.36
Add/(Less): Total Net Movement in Regulatory Deferral Balances	(321.87)	(259.60)	136.85	(862.52)	31.57	203.99
Add/(Less): Unallocable Revenue	(31.90)	(36.55)	(38.53)	(104.99)	(114.48)	(153.67)
Total Segment Revenue and Net Movement in Regulatory Deferral Balances as reported above	5,377.23	4,593.29	5,024.56	15,427.05	15,049.88	20,143.68

SIGNED FOR IDENTIFICATION

BY

SRBC & CO LLP
MUMBAI



TATA POWER

The Tata Power Company Limited
Bombay House, 24 Horni Mody Street, Mumbai 400 001
CIN : L28920MH1919PLC000567


Tel: (91 22) 6665 8282 e-mail: tatapower@tatapower.com Website: www.tatapower.com

Additional information pursuant to Regulation 52(4) and Regulation 54 (2) of Securities and Exchange Board of India (Listing Obligations and Disclosure Requirements) Regulations, 2015, as amended as at and for the Quarter and Nine Months ended 31st December 2024.

Sr. No	Particulars	Quarter ended			Nine months ended		Year ended
		31-Dec-24	30-Sep-24	31-Dec-23	31-Dec-24	31-Dec-23	31-Mar-24
		(Audited)	(Audited)	(Audited)	(Audited)	(Audited)	(Audited)
1	Debt Equity Ratio (in times) (Refer Note a)	1.13	1.23	1.61	1.13	1.61	1.45
2	Debt Service Coverage ratio (in times) (not annualised) (Refer Note b)	1.20	1.83	0.67	1.33	0.60	0.67
3	Interest Service Coverage Ratio (in times) (Refer Note c)	3.10	3.30	2.30	3.05	2.02	2.12
4	Current Ratio (in times) (Refer Note d)	0.45	0.43	0.38	0.45	0.38	0.44
5	Long term Debt to Working Capital (in times) (Refer Note e)	(3.69)	(4.29)	(4.21)	(3.69)	(4.21)	(4.90)
6	Bad debts to Accounts Receivable Ratio (%) (not annualised) (Refer Note f)	0.50 %	0.23 %	0.13 %	0.90 %	(0.03)%	0.52 %
7	Current Liability Ratio (in times) (Refer Note g)	0.47	0.46	0.45	0.47	0.45	0.47
8	Total Debts to Total Assets (in times) (Refer Note h)	0.39	0.41	0.49	0.39	0.49	0.45
9	Debtors Turnover (in number of days) (Refer Note i)	74	70	71	75	64	65
10	Inventory Turnover (in number of days) (Refer Note j)	40	59	35	38	47	48
11	Operating Margin (%) (Refer Note k)	16%	20%	15%	16%	15%	14%
12	Net Profit after Tax (₹ in Crore)	977.92	1,008.61	527.08	2,723.57	1,383.75	2,229.86
13	Net Profit Margin (%) including exceptional item (Refer Note l)	18%	22%	10%	18%	9%	11%
14	Net Worth (₹ in Crore) (Refer Note m)	15,935.94	14,947.51	12,962.98	15,935.94	12,962.98	13,828.80
15	Capital Redemption Reserve (₹ in Crore)	4.51	4.51	4.51	4.51	4.51	4.51
16	Debenture Redemption Reserve (₹ in Crore) (Refer Note n)	52.53	216.45	216.45	52.53	216.45	216.45
17	Asset Cover Ratio (in times) (Refer Note o)						
	a) 9.15% Non convertible debentures - Face value 250 Crore	4.20	4.07	3.83	4.20	3.83	3.86
	b) 9.15% Non convertible debentures - Face value 350 Crore	4.20	4.07	3.83	4.20	3.83	3.86

Notes: The following definitions have been considered for the purpose of computation of ratios and other information.

Sr. No	Ratios	Formulae
a)	Debt Equity Ratio	$\frac{\text{Total Debt}^{(1)}}{\text{Total Shareholder's Equity}^{(2)}}$
b)	Debt Service Coverage Ratio	$\frac{\text{Profit before exceptional items and tax} + \text{interest expenses} + \text{depreciation and amortisation-current tax expense}}{\text{Interest expense} + \text{scheduled principal repayment of long-term debt and lease liabilities during the period}^{(3)}}$
c)	Interest Service Coverage Ratio	$\frac{\text{Profit before exceptional items and tax} + \text{interest expense}}{\text{Interest expense}}$
d)	Current Ratio	$\frac{\text{Current assets}^{(4)}}{\text{Current liabilities}^{(5)}}$
e)	Long Term Debt to Working Capital	$\frac{\text{Long term debt}^{(6)}}{\text{Working capital}^{(7)}}$
f)	Bad debts to Accounts Receivable Ratio	$\frac{\text{Bad debts}^{(8)}}{\text{Average trade receivable}}$
g)	Current Liability Ratio	$\frac{\text{Current liabilities}^{(5)}}{\text{Total liabilities}^{(9)}}$
h)	Total Debts to Total Assets Ratio	$\frac{\text{Total debts}^{(1)}}{\text{Total assets}^{(10)}}$

SIGNED FOR IDENTIFICATION
BY 
SRBC & CO LLP
MUMBAI



TATA POWER

The Tata Power Company Limited
Bombay House, 24 Homi Mody Street, Mumbai 400 001
CIN : L28920MH1919PLC000567

Tel: (91 22) 6665 8282 e-mail: tatapower@tatapower.com Website: www.tatapower.com

Additional information pursuant to Regulation 52(4) and Regulation 54 (2) of Securities and Exchange Board of India (Listing Obligations and Disclosure Requirements) Regulations, 2015, as amended as at and for the Quarter and Nine Months ended 31st December 2024.

i)	Debtors Turnover	$\frac{\text{Average receivable (including Regulatory balances wherever applicable)} \times \text{number of days}}{\text{Revenue from operations less deferred tax recoverable/(payable) wherever applicable}}$
j)	Inventory Turnover	$\frac{\text{Average inventory} \times \text{number of days}}{\text{Cost of Goods sold}^{(11)}}$
k)	Operating Margin (%)	$\frac{\text{Operating Profit (Profit before tax and exceptional item + Interest expense - other income)}}{\text{Revenue + Net movement in regulatory deferral balances}}$
l)	Net Profit Margin (%) including exceptional item	$\frac{\text{Net Profit after tax (including exceptional item)}}{\text{Revenue + Net movement in regulatory deferral balances}}$
m)	Net Worth has been computed on the basis as stated in Clause 2 of the Securities and Exchange Board of India (Listing Obligations and Disclosure Requirements) Regulations, 2015 i.e. Net worth as defined in sub-section (57) of section 2 of the Companies Act, 2013.	
n)	The Company was required to create Debenture Redemption Reserve (DRR) out of the profits which are available for payment of dividend for the purpose of redemption of debentures. Pursuant to Companies (Share Capital and Debentures) Amendment Rules, 2019 dated August 16, 2019, the Company is not required to create DRR. Accordingly, the Company has not created DRR subsequent to the rules coming into effect.	
o)	Asset Cover Ratio	$\frac{\text{Secured assets}^{(12)}}{\text{Secured loans}^{(13)}}$
	As at December 31, 2024 9.15% Non convertible debentures - Face value 250 Crores and 9.15% Non convertible debentures - Face value 350 Crores have been secured by a pari passu charge on movable fixed assets including movable machinery, machinery spares, tools and accessories but excluding vehicles, launches and barges, furniture, fixtures and office equipment, present and future.	

Notes:

1)	Total Debt: Long term borrowings (including current maturities of long term borrowings), lease liabilities (current and non current), short term borrowings and interest accrued on these debts.
2)	Total Shareholder's Equity : Issued share capital and other equity.
3)	For the purpose of computation, scheduled principal repayment of long term borrowings does not include prepayments (including prepayment by exercise of call/put option).
4)	Current Assets as per balance sheet, assets held for sale and current portion of regulatory asset
5)	Current liabilities as per balance sheet and liabilities classified as held for sale.
6)	Long term debt : Long term borrowings (including current maturities of long term borrowings), lease liabilities (current and non current), and interest accrued on these debts.
7)	Working Capital : Current assets - Current liabilities (excluding current maturities of long term debt, lease liability and interest accrued on long term borrowings).
8)	Bad debts includes provision for doubtful debts.
9)	Total liabilities as per balance sheet, liabilities classified as held for sale.
10)	Total Assets as per balance sheet, assets held for sale and regulatory assets.
11)	Cost of goods sold : Cost of fuel and Raw material consumed and construction cost
12)	Secured assets : Written down value of secured assets, capital work in progress and machinery spares.
13)	Secured loans : Outstanding value of secured Non-convertible debentures and secured borrowings.

SIGNED FOR IDENTIFICATION

BY 

**S R B C & CO LLP
MUMBAI**



NOTES TO THE STANDALONE FINANCIAL RESULTS – Q3 FY25

1. The above results were reviewed by the Audit Committee and approved by the Board of Directors at its meeting held on 4th February, 2025.
2. The Company is supplying power from the Mundra Power Plant based on the directions of Ministry of Power ('MoP') under Section 11 of the Electricity Act, 2003 since 16th April, 2023. Accordingly, the Company has recognised revenue based on the Central Electricity Regulatory Commission ('CERC') Order dated 3rd January 2023. Further on 27th December, 2024 MoP has extended the term of said direction upto 28th February, 2025.
3. During the quarter, the Hon'ble Appellate Tribunal for Electricity (APTEL), vide its order dated 25th October, 2024 has allowed the Company's appeal with respect to certain claims related to change in law for Mundra generating plant. Further, APTEL has issued directions to CERC to finalise the computation of the claim. The procurers have filed an appeal with the Honorable Supreme Court against the APTEL order. The Company believes it has a strong case on merits and accordingly pending finalisation of computation by CERC, Company has recorded the claim on provisional basis.
4. During the quarter, the Ministry of Power has issued Electricity Distribution (Accounts and Additional Disclosure) Rules, 2024 ('the Notification') in pursuance of section 176(1) and 176(2)(z) of the Electricity Act, 2003 read with second proviso to section 129 (1) of the Companies Act, 2013 which is applicable prospectively from the date of notification in the Official Gazette i.e 14th October, 2024. The Company is of the view, supported by opinion from an independent legal counsel, that provisions of the Notification has no impact on accounting followed by the company in this regard.
5. During the quarter the Company has granted additional 35,26,090 (Thirty-five lakh twenty-six thousand ninety) employee stock options to the eligible employees of the Company and its subsidiaries, at an exercise price of ₹ 425.40 (Four hundred twenty-five rupees and forty paise) per option exercisable into equivalent equity shares of ₹1 each subject to fulfilment of vesting conditions, under 'The Tata Power Company Limited - Employee Stock Option Plan 2023, as approved by shareholders of the Company on 25th September 2023.

For and on behalf of the Board of
THE TATA POWER COMPANY LIMITED



PRAVEER SINHA
CEO & Managing Director
DIN 01785164

Date: 4th February, 2025.

